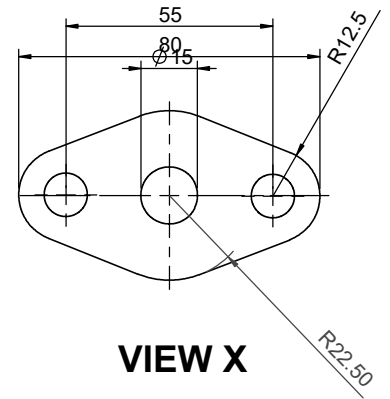
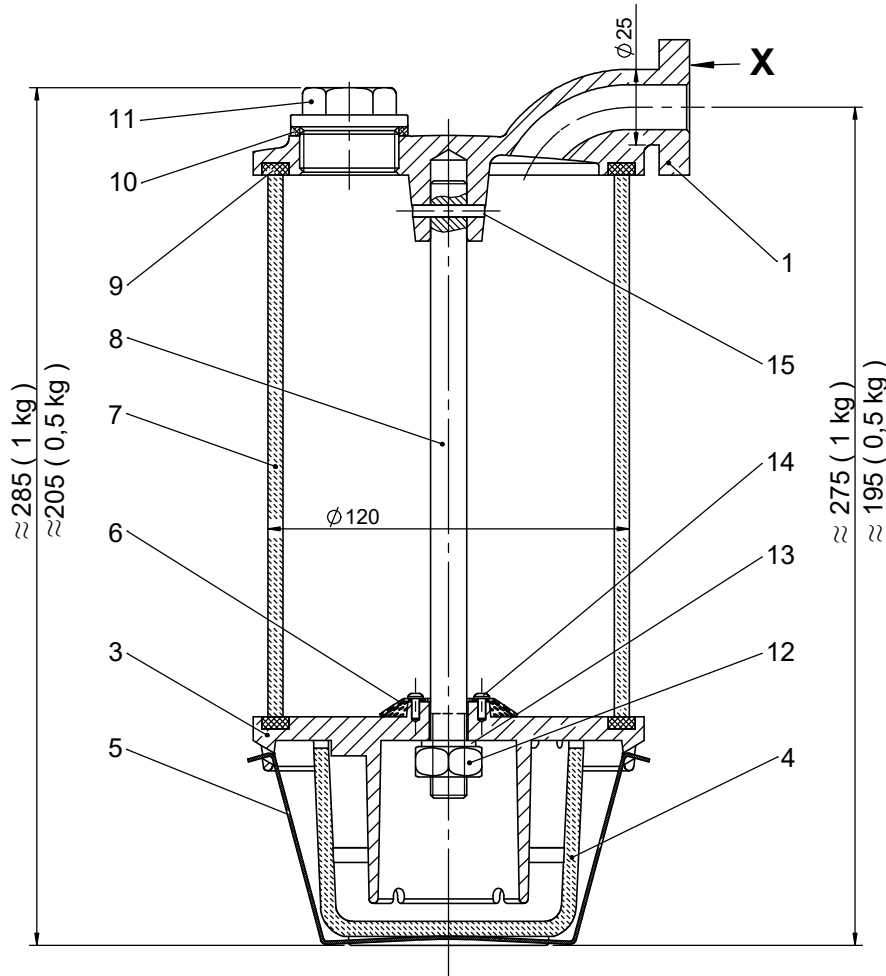


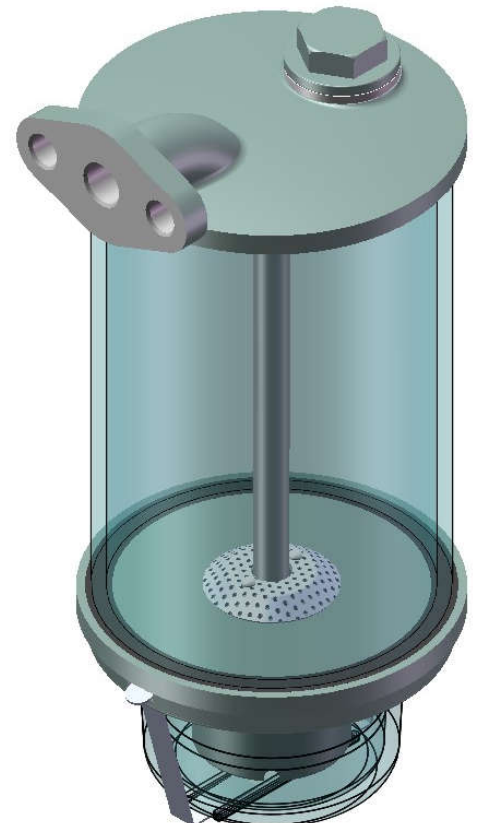
**MOISTURE HOLDERS DIN 42567 FORM A / EN 50216-5**

DIN 42567 FORM A	
Type	Code No
NAK 0.5 Kg FORM A	611A
NAK 1.0 Kg FORM A	621A



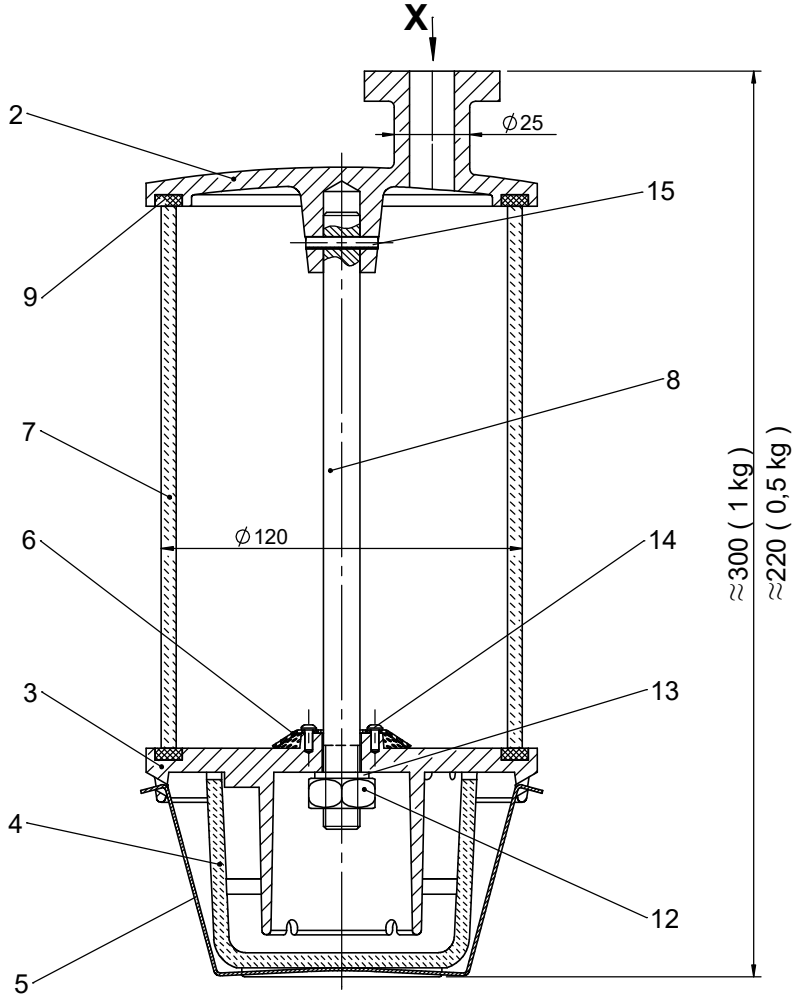
**COMPONENT LIST**

No.	Piece		Description	Explanation
	0,5	1 kg		
1	1	1	Top section	Aluminium - RAL 7033
3	1	1	Bottom section	Aluminium - RAL 7033
4	1	1	Oil bowl	Plexiglass
5	1	1	Holder	inox
6	1	1	Sieve	AL
7	1	-	Glass cylinder	Glass
	-	1	Glass cylinder	Glass
8	1	-	Bridging plug	St 33 galv. zn M12x125
	-	1	Bridging plug	St 33 galv. zn M12x205
9	2	2	Gasket	NBR 70
10	1	1	Gasket	Asbestos free
11	1	1	Plug	AL
12	1	1	Nut	Gal.zn.
13	1	1	Spring washer	inox
14	2	2	Rivet	AL
15	1	1	Pin	Gal.zn.

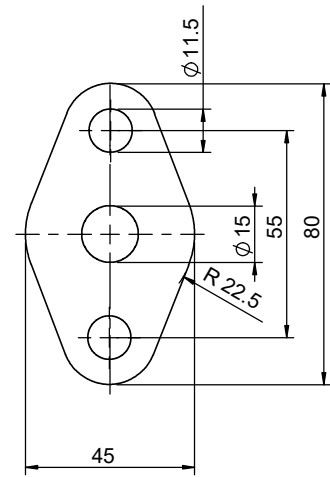


**MOISTURE HOLDERS DIN 42567 FORM B / EN 50216-5**

DIN 42567 FORM B		
Type		Code No
NAK 0.5 Kg FORM B		611B
NAK 1.0 Kg FORM B		621B

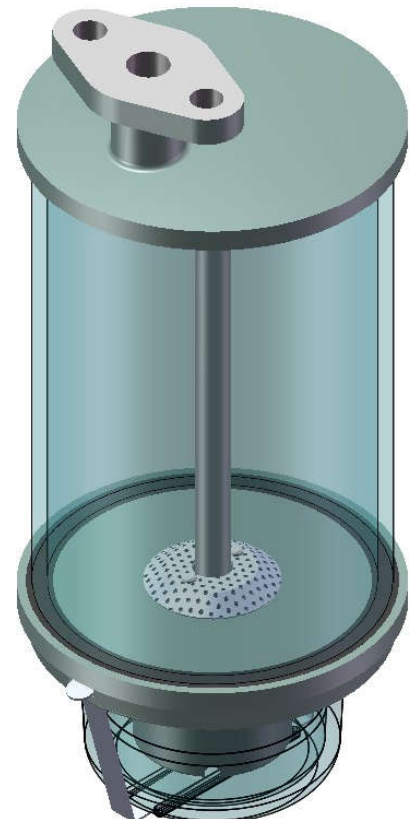


**VIEW X**



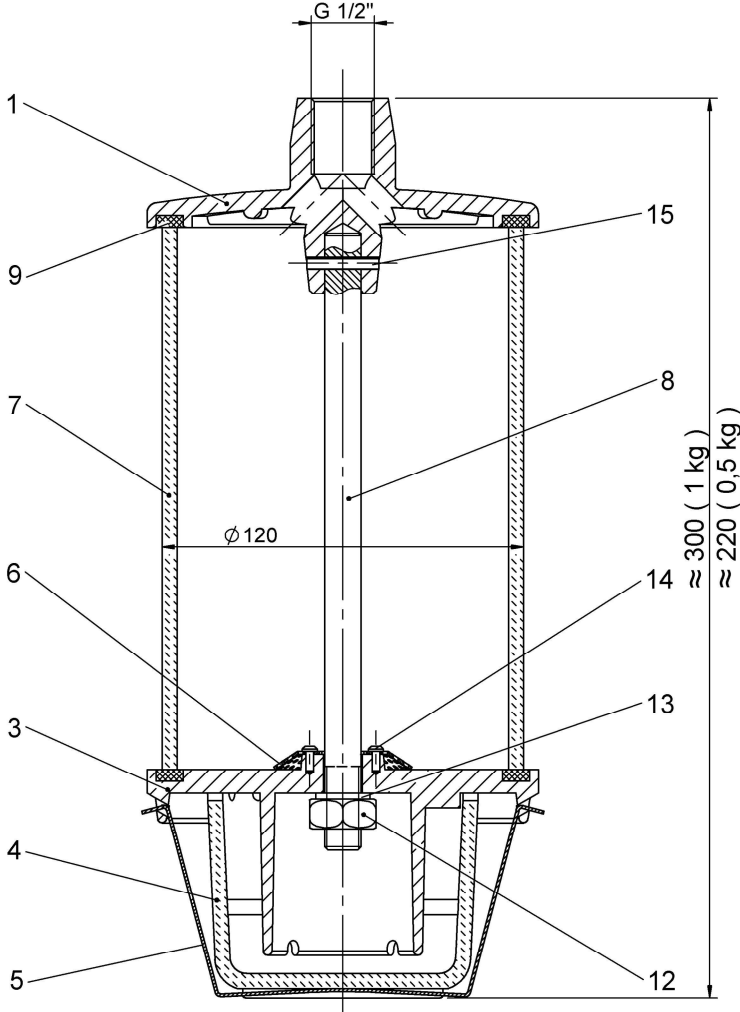
**COMPONENT LIST**

No.	Piece		Description	Explanation
	0,5 kg	1 kg		
1	1	1	Top section	Aluminium - RAL 7033
3	1	1	Bottom section	Aluminium - RAL 7033
4	1	1	Oil bowl	Plexiglass
5	1	1	Holder	inox
6	1	1	Sieve	AL
7	1	-	Glass cylinder	Glass
	-	1	Glass cylinder	Glass
8	1	-	Bridging plug	St 33 galv. zn M12x125
	-	1	Bridging plug	St 33 galv. zn M12x205
9	2	2	Gasket	NBR 70
12	1	1	Nut	Gal.zn.
13	1	1	Spring washer	inox
14	2	2	Rivet	AL
15	1	1	Pin	Gal.zn.



**MOISTURE HOLDERS DIN 42567 FORM C-G $\frac{1}{2}$ " / EN 50216-5**

DIN 42567 FORM C-G $\frac{1}{2}$ "		
Type	Code No	
NAK 0.5 Kg FORM C	611C	
NAK 1.0 Kg FORM C	621C	



**COMPONENT LIST**

No.	Piece		Description	Explanation
	0,5 kg	1 kg		
1	1	1	Top section	Aluminium - RAL 7033
3	1	1	Bottom section	Aluminium - RAL 7033
4	1	1	Oil bowl	Plexiglass
5	1	1	Holder	inox
6	1	1	Sieve	AL
7	1	-	Glass cylinder	Glass
	-	1	Glass cylinder	Glass
8	1	-	Bridging plug	St 33 galv. zn M12x125
	-	1	Bridging plug	St 33 galv. zn M12x205
9	2	2	Gasket	NBR 70
12	1	1	Nut	Gal.zn.
13	1	1	Spring washer	inox
14	2	2	Rivet	AL
15	1	1	Pin	Gal.zn.

